悬吊式斜楔
Aerial Cam Unit

——冲孔和翻边用

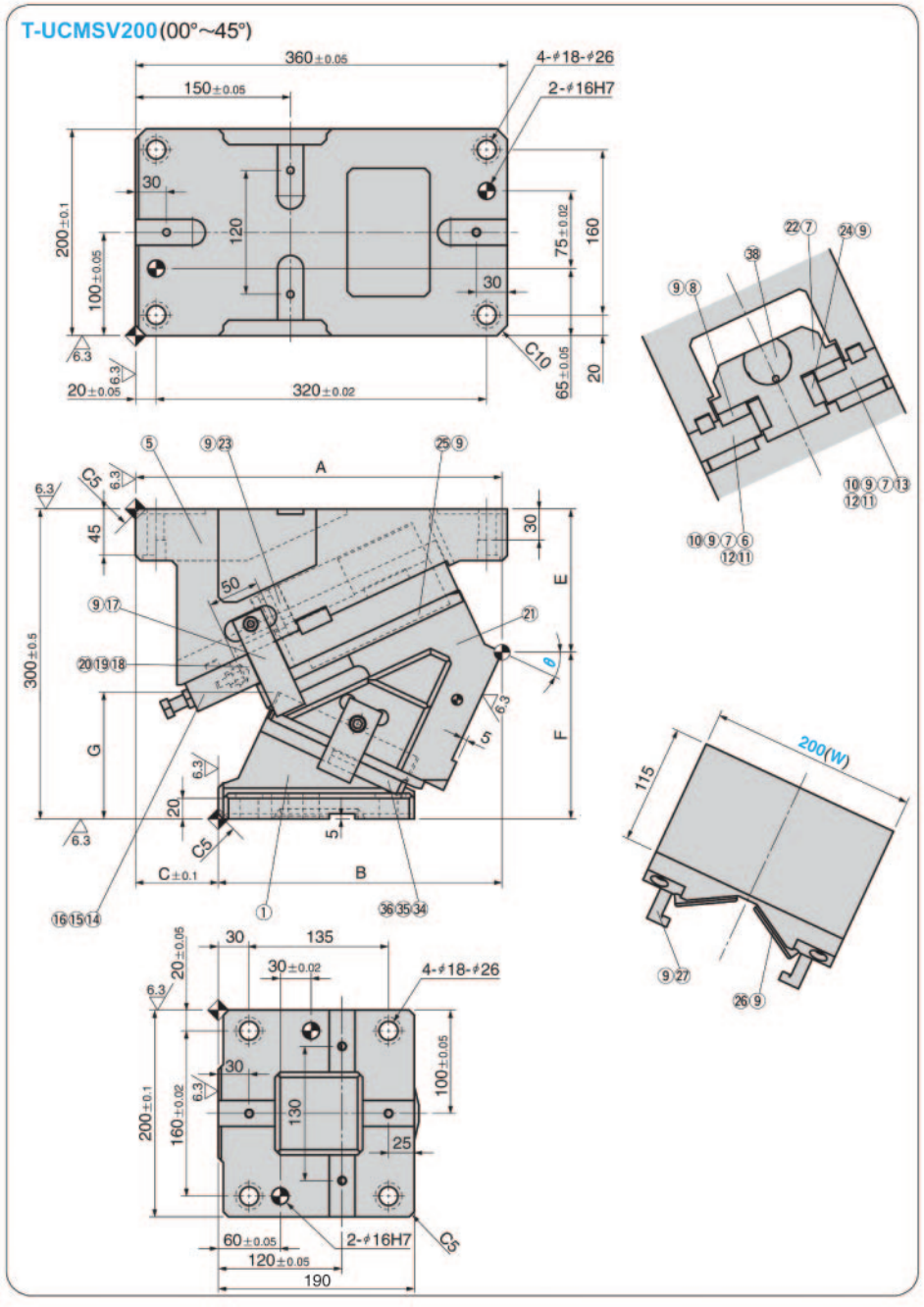

θ	行程	A	B	C	E	F	G
00	32.1	360.00	210.00	150	95.00	205.00	79
05	35.5	356.25	222.25	134	100.91	199.09	89
10	38.9	359.27	241.27	118	111.09	188.91	96
15	42.4	355.78	244.78	111	122.47	177.53	102
20	46.1	355.68	262.68	93	130.00	170.00	113
25	50.0	354.88	274.88	80	138.62	161.38	123
30	54.3	357.28	287.28	70	148.28	151.72	133
35	59.0	345.80	281.80	64	158.89	141.11	141
40	64.3	344.27	286.27	58	170.38	129.62	149
45	70.4	344.86	304.86	40	182.66	117.34	156

加工力 KN	代号	(W)	θ	弹簧类型 PS
218	T-UCMSV	200	00	
			05	
			10	
			15	GS
			20	GK
			25	GD
			30	*NGP
			35	
			40	
			45	

标记*
表示无氮气弹簧，但附有安装配件

订购编号：

代码	(W)	–	(θ)	–	PS
T-UCMSV	200	–	25	–	GK
T-UCMSV	200	–	25	–	GK – NF

弹簧类型 PS	θ	弹簧回复力 N			氮气弹簧规格
		F_A	F_E	F_{AP}	
GS	00~45	7500	12150	11190	SFC.750.63 (SANKYO)
GK	00~45	7400	11800	10892	X750-063-TD (KALLER)
GD	00~45	7320	11360	10526	U.0800.063 (DADCO)

注：
F_A ：初压
F_E ：终压
F_{AP} ：工作中的压力

追加编号	注解
K	带键
NF	未充氮气

注：
- 结构明细表在1028页
- 键的规格在1027页
- 斜楔图解在1026页

T-UCMSV200(50°~75°)

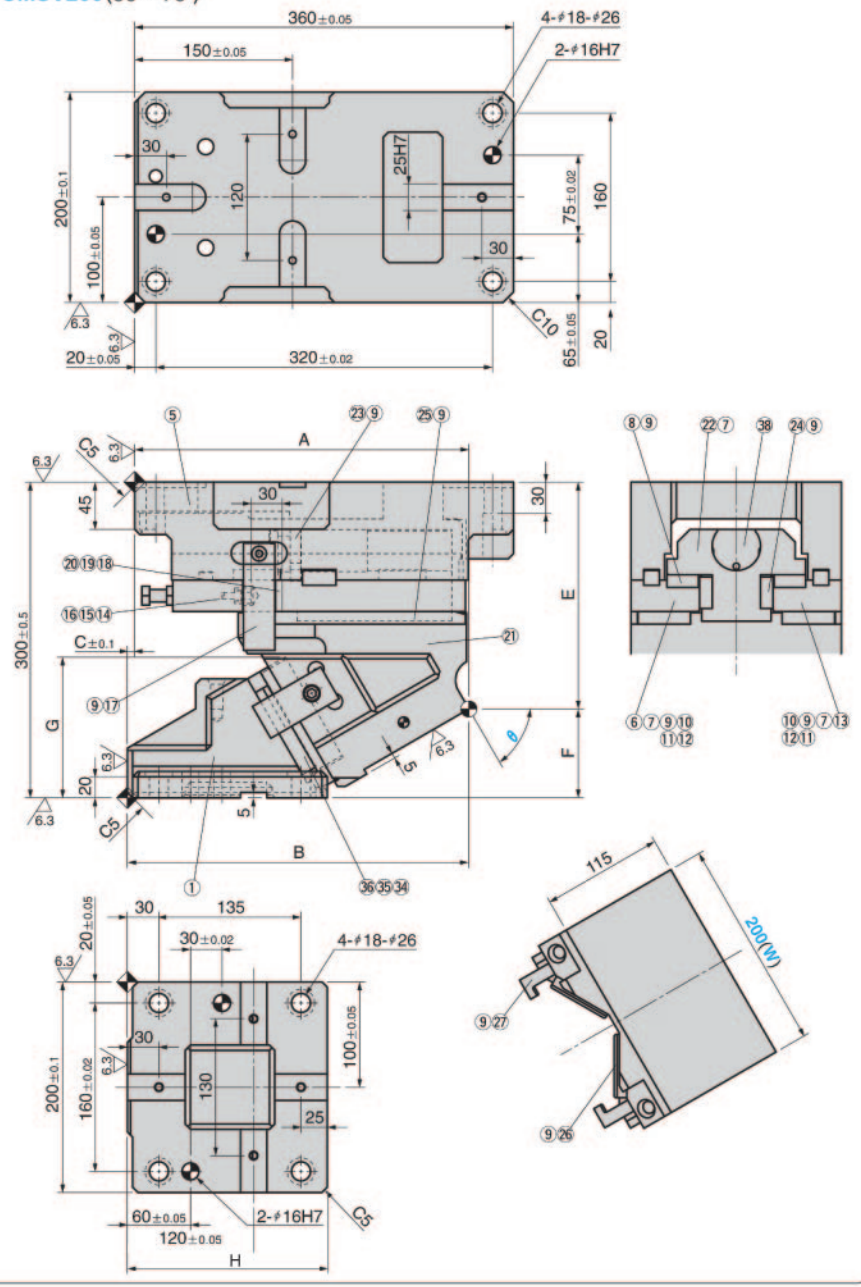

θ	行程	A	B	C	E	F	G	S	H
50	77.8	327.27	317.27	10	195.63	104.37	142	50	
55	52.3	324.39	324.39	0	210.20	89.80	132		190
60	60	317.59	324.59	−7	215.63	84.37	134	30	
65	71	319.23	334.23	−15	231.40	68.60	133		
70	58.5	313.07	338.07	−25	245.67	54.33	134	20	210
75	77.3	306.08	341.08	−35	260.24	39.76	133		

加工力 KN	代号	(W)	(θ)	弹簧类型 PS
218	T-UCMSV	200	50	GS
			55	GK
			60	GD
			65	*NGP
			70	
			75	

标记*
表示无氮气弹簧，但附有安装配件

订购编号：

代码	(W)	–	(θ)	–	PS
T-UCMSV	200	–	60	–	GK
T-UCMSV	200	–	60	–	GK – NF

弹簧类型 PS	θ	弹簧回复力 N F_A	F_E	F_{AP}	氮气弹簧规格
GS	50	7500	12150	11190	SFC.750.63 (SANKYO)
	55~65			10290	SFC.750.50 (SANKYO)
	70·75			9947	SFF.750.38 (SANKYO)
GK	50	7400	11800	10892	X750-063-TD (KALLER)
	55~65			10040	X750-050-TD (KALLER)
	70·75			9716	X750-038-TD (KALLER)
GD	50	7320	11360	10526	U.0800.063 (DADCO)
	55~65			9744	U.0800.050 (DADCO)
	70·75			9446	U.0800.038 (DADCO)

注：
F_A ：初压
F_E ：终压
F_{AP} ：工作中的压力

追加编号	注解
K	带键
NF	未充氮气

注：
· 结构明细表在1029页
· 键的规格在1027页
· 斜楔图解在1026页

00°

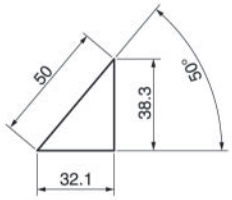

05°

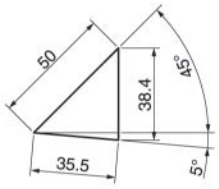

10°

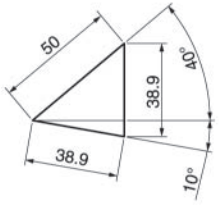

15°

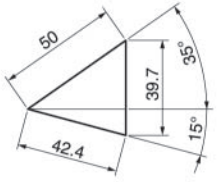

20°

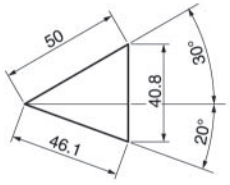

25°

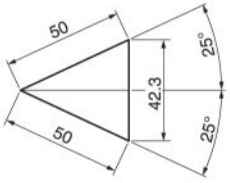

30°

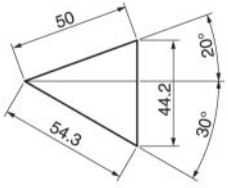

35°

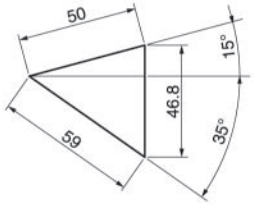

40°

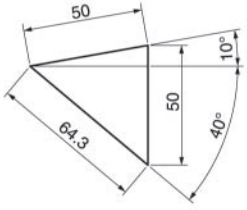

45°

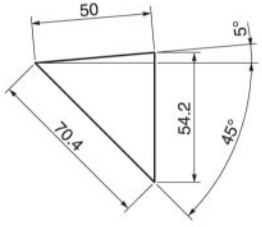

50°

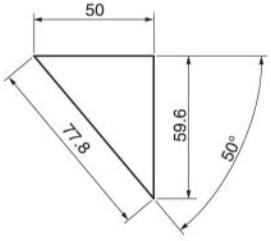

55°

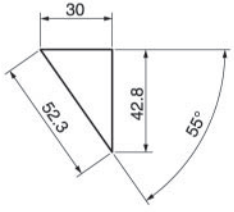

60°

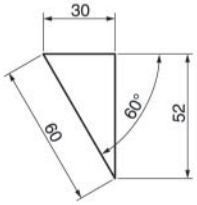

65°

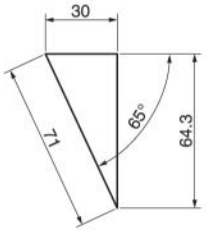

70°

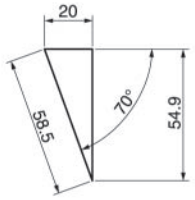

75°

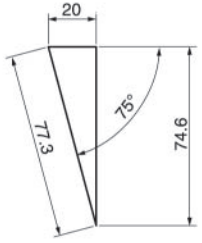

■ 键

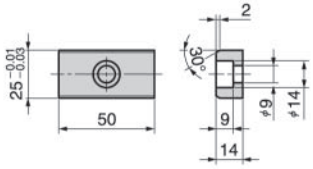

(配 M8×15 螺钉)

■θ=00°～50°

序号	名　称	数量	材料和备注
①	驱动块	1	QT600
③	内六角螺钉	2	M10×30
⑤	底座	1	QT600
⑥	压板R	1	45
⑦	内六角螺钉	6	M16×45
⑧	耐磨板	2	铜合金　带石墨
⑨	内六角螺钉	20	M8×20
⑩	键	4	Q235
⑪	内六角螺钉	4	M6×20
⑫	键	2	Q235
⑬	压板L	1	45
⑭	挡板	1	Q235
⑮	优力胶	1	聚氨酯
⑯	内六角螺钉	2	M8×30
⑰	安全板	2	45
⑱	锁块	1	Q235
⑲	六角螺栓	2	M12×140
⑳	六角螺母	2	M12
㉑	滑动块	1	QT600
㉒	弹簧座	1	45
㉓	弹簧挡板	1	Q235
㉔	耐磨板(VSM)	2	铜合金　带石墨
㉕	耐磨板(VSM)	2	铜合金　带石墨
㉖	耐磨板(VSM)	2	铜合金　带石墨
㉗	强制拉回块	2	45
㉞	凸V型导板	1	45
㉟	内六角螺钉	4	M10×35
㊱	内螺纹圆柱销	2	φ12×40
㊲	内六角螺钉	2	M8×60
㊳	氮气弹簧	1	
㊴	键	8	Q235
㊵	内六角螺钉	8	M8×15

■θ=55°～75°

序号	名　称	数量	材料和备注
①	驱动块	1	QT600
③	内六角螺钉	2	M10×30
⑤	底座	1	QT600
⑥	压板R	1	45
⑦	内六角螺钉	6	M16×45
⑧	耐磨板	2	铜合金　带石墨
⑨	内六角螺钉	20	M8×20
⑩	键	4	Q235
⑪	内六角螺钉	4	M6×20
⑫	键	2	Q235
⑬	压板L	1	45
⑭	挡板	1	Q235
⑮	优力胶	1	聚氨酯
⑯	内六角螺钉	2	M8×30
⑰	安全板	2	45
⑱	锁块	1	Q235
⑲	六角螺栓	2	M12×140
⑳	六角螺母	2	M12
㉑	滑动块	1	QT600
㉒	弹簧座	1	45
㉓	弹簧挡板	1	Q235
㉔	耐磨板(VSM)	2	铜合金　带石墨
㉕	耐磨板(VSM)	2	铜合金　带石墨
㉖	耐磨板(VSM)	2	铜合金　带石墨
㉗	强制拉回块	2	45
㉞	凸V型导板	1	45
㉟	内六角螺钉	4	M10×35
㊱	内螺纹圆柱销	2	φ12×40
㊲	内六角螺钉	2	M8×60
㊳	氮气弹簧	1	
㊴	键	8	Q235
㊵	内六角螺钉	8	M8×15